



The Initial Financial Indicators

(Premiums & Paid Claims)

***As on 30/6/2020 compared to 30/6/2019
for the Jordanian Insurance Market***

Prepared by

Research & Training Department

August 2020

Insurance Operations in Jordan from 1/1/2020 to 30/6/2020
Total Premiums & Paid Claims (Initial)*
For (24) Insurance Companies (JD)

Underwritten Premiums
June 30, 2020

Branch / Year	Year 2020	%Change 2019	Branch Share of Total Premiums	Year 2019
Marine Insurance**	9,048,040	3.7%-	2.9%	9,400,398
Fire Insurance	35,936,205	9.1%	11.6%	32,938,665
Motor Insurance	102,136,892	11.3%-	32.7%	115,117,275
Compulsory (TPL)	70,877,280	10.9%-	22.7%	79,588,670
Comprehensive	31,259,612	12.0%-	10.0%	35,528,605
Credit Insurance	261,293	39.3%-	0.1%	430,286
Liability Insurance	3,741,566	11.3%	1.2%	3,362,118
Other Insurances Branches	4,868,672	11.8%-	1.6%	5,519,638
Medical Insurance	108,461,097	0.2%	34.9%	108,247,790
Total General Insurances	264,453,765	3.8%-	85.0%	275,016,170
Life Assurance	46,622,912	2.8%	15.0%	45,353,784
Total	311,076,677	2.9%-	100%	320,369,954

Paid Claims
June 30, 2020

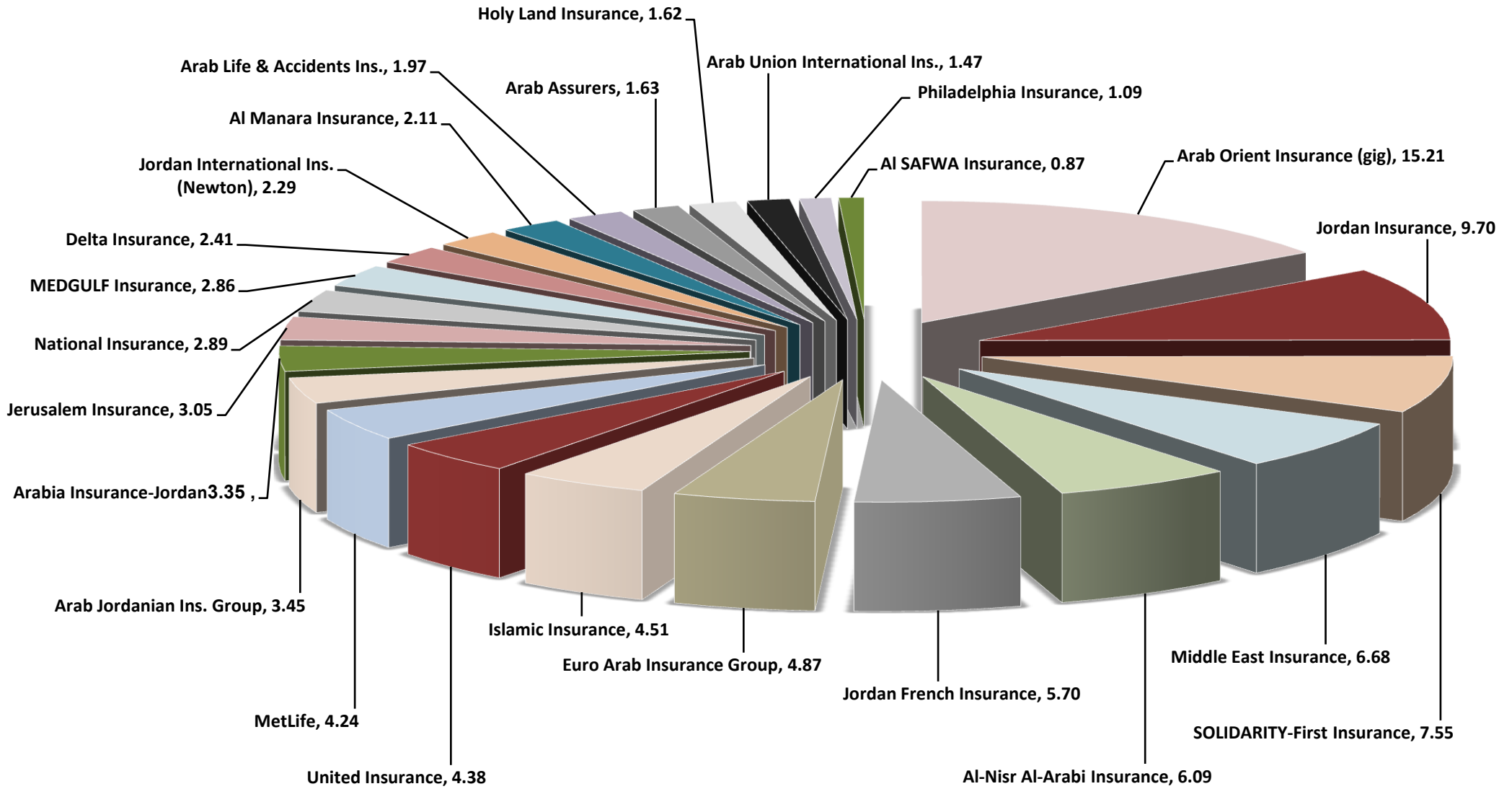
Branch / Year	Year 2020	%Change 2019	Branch Share of Total Paid Claims	Year 2019
Marine Insurance*	1,496,359	68.3%-	0.8%	4,723,441
Fire Insurance	13,961,736	46.1%	7.6%	9,554,871
Motor Insurance	80,832,541	31.3%-	44.0%	117,601,067
Compulsory (TPL)	57,951,622	32.3%-	31.6%	85,608,497
Comprehensive	22,880,919	28.5%-	12.4%	31,992,570
Credit Insurance	639,020	34.9%-	0.3%	982,166
Liability Insurance	824,577	407.5%	0.4%	162,469
Other Insurances Branches	462,113	69.9%-	0.3%	1,533,292
Medical Insurance	72,143,824	13.0%-	39.2%	82,912,699
Total General Insurances	170,360,170	21.7%-	92.6%	217,470,005
Life Assurance	13,586,059	24.3%-	7.4%	17,946,280
Total	183,946,229	21.9%-	100%	235,416,285

* The source of these figures is the initial monthly tables of production and paid claims as on 30/6/2020.

* Insurance Companies didn't pay any aviation claims as on 30/6/2020.

** Marine insurance premiums on 30/6/2020 include aviation insurance with an amount of JD (1,204,501) and 5 insurance companies practice this type of insurance compared to JD (1,414,005) as on 30/6/2019.

Companies Share % in Gross Premiums as in 30/6/2020



Underwritten Premiums for 24 Insurance Companies as in 30/6/2020 compared with 30/6/2019 (Initial)
Companies Share of All Classes as in 30/6/2020 (JD)

Tbl. 1-2

JD

No.	Companies	Marine		Aviation		Marine + Aviation		Fire& Other Property Damages		Liability		Other Branches		Credit Insurance		Motor			
																Compulsory(Third Party (Liability) Insurance		(Own Damages)Comprehensive	
		30/6/2020	30/6/2019	30/6/2020	30/6/2019	30/6/2020	30/6/2019	30/6/2020	30/6/2019	30/6/2020	30/6/2019	30/6/2020	30/6/2019	30/6/2020	30/6/2019	30/6/2020	30/6/2019	30/6/2020	30/6/2019
1	Jordan Insurance	491,263	641,980			491,263	641,980	7,940,952	6,969,968	234,935	279,012	120,252	150,239			3,204,553	3,672,131	3,320,701	3,635,415
2	Middle East Insurance	2,371,648	2,104,472	142,626	147,551	2,514,274	2,252,023	5,488,822	5,789,051	488,216	501,127	25,544	45,188			3,254,189	3,651,534	1,995,272	2,447,186
3	National Insurance	274,997	313,577			274,997	313,577	1,656,804	1,040,425	35,966	35,807					3,040,326	3,543,262	1,027,663	1,475,721
4	United Insurance	152,632	170,245			152,632	170,245	2,305,899	1,700,966	145,365	238,970	12,503	54,446			3,181,025	3,781,192	1,105,716	1,328,157
5	Al Manara Insurance	32,034	29,090		2,698	32,034	31,788	837,041	833,798	525,527	206,070	65,716	50,676			3,531,569	3,189,691	859,400	542,919
6	Arabia Insurance-Jordan	125,387	167,484			125,387	167,484	1,336,664	794,149	85,708	93,647	101,162	182,540	109,318	135,492	3,217,548	3,967,542	1,502,452	1,746,898
7	Jerusalem Insurance	394,826	428,033			394,826	428,033	1,278,523	829,136	129,875	199,102	4,403	32,068			3,121,185	3,855,375	1,558,021	2,049,271
8	Al-Nisr Al-Arabi Insurance	163,545	161,980			163,545	161,980	1,623,265	1,435,002	542,302	260,784	47,360	109,641						
9	Jordan French Insurance	639,507	509,021	49,980	367,661	589,527	876,682	775,251	953,182	78,405	62,736	10,125	102,727	119,539	244,895	3,486,368	3,367,663	1,847,800	1,684,996
10	Arab Union International Ins.	13,962	9,792			13,962	9,792	49,720	34,316	6,816		31,508	74,684			2,997,217	3,322,636	1,130,077	416,231
11	Delta Insurance	300,198	291,862			300,198	291,862	895,808	1,165,762	93,479	150,666	210,252	49,588	23,211	43,098	3,338,604	3,575,607	1,283,873	1,443,953
12	Al SAFWA Insurance**	490	4,735			490	4,735	62,961	58,131	11,011	4,730	5,578	8,023			1,810,390	2,370,887	623,087	797,241
13	Holy Land Insurance	6,238	2,658			6,238	2,658	59,740	101,843	9,899	8,549					4,579,528	4,626,541	394,793	259,059
14	Arab Life & Accidents Ins.	87,115	110,498			87,115	110,498	402,495	524,549	40,820	61,042	38,205	66,402			3,292,836	4,179,218	1,424,052	1,932,412
15	Philadelphia Insurance	8,079	1,790			8,079	1,790	18,474	37,275	2,955	2,995	1,708	3,923			2,704,112	3,025,760	155,871	336,046
16	MetLife					0	0					1,171,401	1,117,166						
17	Jordan International Ins. (Newton)	471,219	711,206	145,998	86,307	617,217	797,513	817,391	1,462,308	155,900	128,477								
18	Euro Arab Insurance Group	359,535	269,959	108,205	331,353	467,740	601,312	959,285	630,217	301,258	322,602	101,889	61,949			3,904,832	4,386,274	1,688,366	2,027,654
19	Islamic Insurance	266,546	341,021			266,546	341,021	869,977	956,352			756,959	569,999			2,793,490	3,367,006	778,155	901,588
20	Arab Assurers	18,867	38,301			18,867	38,301	237,646	277,765	23,307	28,859	21,157	49,859	9,225	6,801	3,421,071	4,157,776	575,124	1,179,344
21	Arab Jordanian Ins. Group	198,585	169,438			198,585	169,438	1,319,914	1,080,005			254,398	332,374			3,561,005	4,121,143	1,349,556	1,644,325
22	Arab Orient Insurance (gig)	825,118	720,124		10,354	825,118	730,478	3,121,058	2,869,783	457,374	464,317	2,097,189	2,113,328			3,989,881	4,754,033	5,464,746	5,704,408
23	MEDGULF Insurance	163,593	226,306			163,593	226,306	777,178	765,999	58,684	65,423	15,217	18,782			3,061,559	3,714,121	1,296,554	1,879,682
24	SOLIDARITY-First Insurance	478,155	562,821	857,652	468,081	1,335,807	1,030,902	3,101,337	2,628,683	313,764	247,203	216,900	326,036			5,385,992	4,959,278	1,878,333	2,096,099
	Total	7,843,539	7,986,393	1,204,501	1,414,005	9,048,040	9,400,398	35,936,205	32,938,665	3,741,566	3,362,118	4,868,672	5,519,638	261,293	430,286	70,877,280	79,588,670	31,259,612	35,528,605

* The source of these figures is the initial monthly tables of production and paid claims as in June,2020.

** The name of Jordan Emirates Insurance Company has been changed to Al-Safwa Insurance Company on 17/5/2018

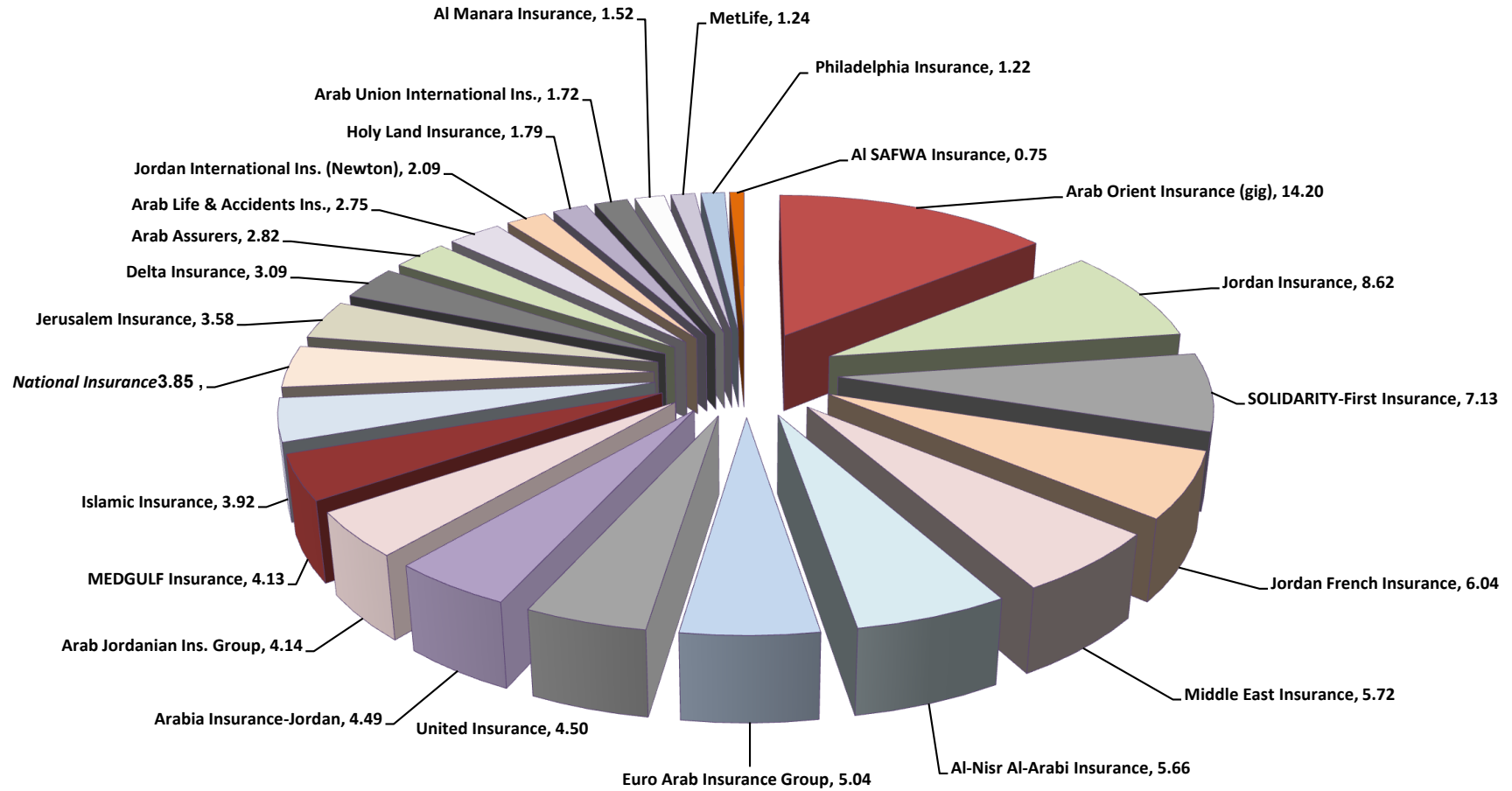
Underwritten Premiums for 24 Insurance Companies as in 30/6/2020 compared with 30/6/2019 (Initial)
Companies Share of All Classes as in 30/6/2020 (JD)

Tbl. 2-2

No.	Companies	Total Motor		Medical		Non Life Insurances		Life		Gross Underwritten Premiums		Market Share %	
		Compulsory (Third Party Liability Ins.) & Comprehensive (Own Damages)											
		30/6/2020	30/6/2019	30/6/2020	30/6/2019	30/6/2020	30/6/2019	30/6/2020	30/6/2019	30/6/2020	30/6/2019	30/6/2020	30/6/2019
1	Jordan Insurance	6,525,254	7,307,546	4,680,416	5,356,777	19,993,072	20,705,522	10,180,782	10,130,167	30,173,854	30,835,689	9.70	9.63
2	Middle East Insurance	5,249,461	6,098,720	3,775,263	3,895,339	17,541,580	18,581,448	3,228,271	2,889,936	20,769,851	21,471,384	6.68	6.70
3	National Insurance	4,067,989	5,018,983	2,665,194	2,436,927	8,700,950	8,845,719	295,931	275,861	8,996,881	9,121,580	2.89	2.85
4	United Insurance	4,286,741	5,109,349	6,595,499	7,275,843	13,498,639	14,549,819	137,490	289,286	13,636,129	14,839,105	4.38	4.63
5	Al Manara Insurance	4,390,969	3,732,610	715,282	417,370	6,566,569	5,272,312			6,566,569	5,272,312	2.11	1.65
6	Arabia Insurance-Jordan	4,720,000	5,714,440	2,307,178	1,883,088	8,785,417	8,970,840	1,633,386	1,425,503	10,418,803	10,396,343	3.35	3.25
7	Jerusalem Insurance	4,679,206	5,904,646	2,771,493	2,265,186	9,258,326	9,658,171	232,619	524,980	9,490,945	10,183,151	3.05	3.18
8	Al-Nisr Al-Arabi Insurance			5,637,067	7,731,463	8,013,539	9,698,870	10,938,362	10,303,001	18,951,901	20,001,871	6.09	6.24
9	Jordan French Insurance	5,334,168	5,052,659	10,190,405	6,087,205	17,077,170	13,380,086	668,045	835,516	17,745,215	14,215,602	5.70	4.44
10	Arab Union International Ins.	4,127,294	3,738,867	340,257	201,056	4,569,557	4,058,715			4,569,557	4,058,715	1.47	1.27
11	Delta Insurance	4,622,477	5,019,560	1,382,005	1,160,220	7,106,926	7,880,756	392,541	433,724	7,499,467	8,314,480	2.41	2.60
12	Al SAFWA Insurance**	2,433,477	3,168,128	184,116	87,916	2,697,633	3,331,663			2,697,633	3,331,663	0.87	1.04
13	Holy Land Insurance	4,974,321	4,885,600			5,050,198	4,998,650			5,050,198	4,998,650	1.62	1.56
14	Arab Life & Accidents Ins.	4,716,888	6,111,630	739,615	803,090	6,025,138	7,677,211	99,105	618,577	6,124,243	8,295,788	1.97	2.59
15	Philadelphia Insurance	2,859,983	3,361,806	508,390	422,126	3,399,589	3,829,915			3,399,589	3,829,915	1.09	1.20
16	MetLife			2,351,059	2,409,156	3,522,460	3,526,322	9,665,919	9,458,525	13,188,379	12,984,847	4.24	4.05
17	Jordan International Ins. (Newton)			5,286,720	5,812,569	6,877,228	8,200,867	257,898	424,951	7,135,126	8,625,818	2.29	2.69
18	Euro Arab Insurance Group	5,593,198	6,413,928	6,622,758	7,171,752	14,046,128	15,201,760	1,112,430	1,057,833	15,158,558	16,259,593	4.87	5.08
19	Islamic Insurance	3,571,645	4,268,594	3,429,160	3,536,892	8,894,287	9,672,858	5,136,000	5,109,149	14,030,287	14,782,007	4.51	4.61
20	Arab Assurers	3,996,195	5,337,120	759,845	512,099	5,066,242	6,250,804			5,066,242	6,250,804	1.63	1.95
21	Arab Jordanian Ins. Group	4,910,561	5,765,468	3,792,787	2,960,084	10,476,245	10,307,369	248,776	61,504	10,725,021	10,368,873	3.45	3.24
22	Arab Orient Insurance (gig)	9,454,627	10,458,441	31,352,764	32,944,321	47,308,130	49,580,668			47,308,130	49,580,668	15.21	15.48
23	MEDGULF Insurance	4,358,113	5,593,803	3,529,949	3,054,793	8,902,734	9,725,106			8,902,734	9,725,106	2.86	3.04
24	SOLIDARITY-First Insurance	7,264,325	7,055,377	8,843,875	9,822,518	21,076,008	21,110,719	2,395,357	1,515,271	23,471,365	22,625,990	7.55	7.06
	Total	102,136,892	115,117,275	108,461,097	108,247,790	264,453,765	275,016,170	46,622,912	45,353,784	311,076,677	320,369,954	100	100

* General Insurances numbers include the Personal Accident Insurance branch.

Companies Share % in Paid Claims as in 30/6/2020



**Paid Claims for 24 Insurance Companies as in 30/6/2020 compared with 30/6/2019 (Initial)
Companies Share of All Classes as in 30/6/2020 (JD)**

Tbl. 1-2

No.	Companies	Motor																	
		Marine		Aviation		Marine + Aviation		Fire & Other Property Damages		Liability		Other Branches		Credit Insurance		Compulsory (Third Party Liability Insurance)		(Own Damages) Comprehensive	
		30/6/2020	30/6/2019	30/6/2020	30/6/2019	30/6/2020	30/6/2019	30/6/2020	30/6/2019	30/6/2020	30/6/2019	30/6/2020	30/6/2019	30/6/2020	30/6/2019	30/6/2020	30/6/2019	30/6/2020	30/6/2019
1	Jordan Insurance	324,147	169,486			324,147	169,486	665,956	812,817	1,802	20,491	79,815	59,988			3,363,735	4,524,191	1,909,109	2,659,416
2	Middle East Insurance	15,117	1,840,660			15,117	1,840,660	2,511,303	1,827,568	36,394	6,540	25,131	21,364			3,134,338	4,434,817	1,575,819	3,029,105
3	National Insurance	75,152	137,450			75,152	137,450	257,296	417,689	7,534	27,969					3,092,698	4,286,643	981,753	2,290,858
4	United Insurance	20,853	21,646			20,853	21,646	300,814	797,071	8,961	1,357	3,216	8,802			2,816,177	4,055,956	713,370	1,337,165
5	Al Manara Insurance	170	8,097			170	8,097	164,950	394,307			266	183			1,546,650	2,519,591	414,280	793,960
6	Arabia Insurance-Jordan	45,483	185,772			45,483	185,772	555,494	151,645	5,893	2,433	13,382	22,847	209,101	353,592	3,428,973	4,645,710	1,596,351	2,030,220
7	Jerusalem Insurance	52,578	975,569			52,578	975,569	48,514	450,597	6,716	14,889	7,729	21,752			3,326,316	5,009,654	1,113,759	1,499,791
8	Al-Nisr Al-Arabi Insurance	49,120	809,230			49,120	809,230	2,178,455	571,858	574,787	4,022	6,433	27,779			1,812	41,490	480	946
9	Jordan French Insurance	18,912	13,752			18,912	13,752	112,384	467,814	334	263	17,513	52,704	156,068	213,728	3,286,094	5,095,882	1,020,546	1,394,481
10	Arab Union International	856	7,483			856	7,483	2,351	14,500			10,975	1,081			2,166,705	3,674,691	694,613	440,141
11	Delta Insurance	13,049	38,773			13,049	38,773	192,130	163,472	108,505	11,339	2,279	3,391	197,374	350,476	2,829,621	3,895,730	1,095,532	853,594
12	Al SAFWA Insurance**	15,289				15,289	0	663	5,817	423	1,576					511,031	833,859	783,859	1,269,745
13	Holy Land Insurance					0	0	183,015	77,054							2,796,764	4,591,756	314,117	619,843
14	Arab Life & Accidents Ins.	81,815	206			81,815	206	129,715	237,041		10,500	2,503	13,524			2,806,197	3,765,374	1,128,923	1,937,297
15	Philadelphia Insurance					0	0	124,976	74,434			6,202				1,627,847	3,617,038	6,996	56,203
16	MetLife					0	0					2,782	19,057						
17	Jordan International Ins. (Newton)	90,545	194,286		750	90,545	195,036	399,542	181,833	2,950	28,208					85,451	157,867	8,196	25,648
18	Euro Arab Insurance Group	105,797	141,598			105,797	141,598	370,473	271,989		1,133	18,335	252,519			2,661,251	4,281,649	1,381,299	1,694,144
19	Islamic Insurance	9,020	56,155			9,020	56,155	1,413,564	678,372			22,239	53,008			2,489,020	4,570,828	555,361	871,884
20	Arab Assurers	133,365	14,667			133,365	14,667	323,923	139,515			2,200		76,477	64,370	2,950,015	4,404,398	996,198	1,834,939
21	Arab Jordanian Ins. Group	77,402	32,746			77,402	32,746	417,544	125,116			41,861	38,309			3,167,419	4,047,036	1,197,185	1,168,360
22	Arab Orient Insurance (gig)	225,915	7,193			225,915	7,193	3,120,097	938,897	14,677	15,633	145,716	880,630			3,819,347	5,486,541	2,604,077	3,120,208
23	MEDGULF Insurance	22,601	28,892			22,601	28,892	391,098	55,063		4,020	1,905	10,552			2,987,131	3,437,467	794,058	1,187,197
24	SOLIDARITY-First Insurance	119,173	39,030			119,173	39,030	97,479	700,402	55,601	12,096	53,831	43,602			3,057,030	4,230,329	1,995,038	1,877,425
	Total	1,496,359	4,722,691	0	750	1,496,359	4,723,441	13,961,736	9,554,871	824,577	162,469	462,113	1,533,292	639,020	982,166	57,951,622	85,608,497	22,880,919	31,992,570

* The source of these figures is the initial monthly tables of production and paid claims as in June,2020.

** The name of Jordan Emirates Insurance Company has been changed to Al-Safwa Insurance Company on 17/5/2018

Paid Claims for 24 Insurance Companies as in 30/6/2020 compared with 30/6/2019 (Initial)
Companies Share of All Classes as in 30/6/2020 (JD)

Tbl. 2-2

No.	Companies	Total Motor											
		Compulsory (Third Party Liability Ins.) & Comprehensive (Own Damages)		Medical		Non Life Insurances		Life		Gross Paid Claims		Markets Share %	
		30/6/2020	30/6/2019	30/6/2020	30/6/2019	30/6/2020	30/6/2019	30/6/2020	30/6/2019	30/6/2020	30/6/2019	30/6/2020	30/6/2019
1	Jordan Insurance	5,272,844	7,183,607	2,786,345	3,627,096	9,130,909	11,873,485	6,719,462	8,171,421	15,850,371	20,044,906	8.62	8.51
2	Middle East Insurance	4,710,157	7,463,922	2,204,670	2,465,912	9,502,772	13,625,966	1,021,708	1,916,565	10,524,480	15,542,531	5.72	6.60
3	National Insurance	4,074,451	6,577,501	2,618,400	2,559,952	7,032,833	9,720,561	41,745	51,188	7,074,578	9,771,749	3.85	4.15
4	United Insurance	3,529,547	5,393,121	4,321,951	5,607,319	8,185,342	11,829,316	88,400	234,470	8,273,742	12,063,786	4.50	5.12
5	Al Manara Insurance	1,960,930	3,313,551	676,163	460,716	2,802,479	4,176,854			2,802,479	4,176,854	1.52	1.77
6	Arabia Insurance-Jordan	5,025,324	6,675,930	1,144,761	1,927,871	6,999,438	9,320,090	1,252,901	1,092,624	8,252,339	10,412,714	4.49	4.42
7	Jerusalem Insurance	4,440,075	6,509,445	2,007,614	1,414,924	6,563,226	9,387,176	23,359	368,947	6,586,585	9,756,123	3.58	4.14
8	Al-Nisr Al-Arabi Insurance	2,292	42,436	6,811,915	9,392,477	9,623,002	10,847,802	796,761	1,255,263	10,419,763	12,103,065	5.66	5.14
9	Jordan French Insurance	4,306,640	6,490,363	6,076,053	5,745,725	10,687,904	12,984,349	418,326	643,959	11,106,230	13,628,308	6.04	5.79
10	Arab Union International Ins.	2,861,318	4,114,832	293,370	189,144	3,168,870	4,327,040			3,168,870	4,327,040	1.72	1.84
11	Delta Insurance	3,925,153	4,749,324	1,232,163	958,708	5,670,653	6,275,483	13,273	10,000	5,683,926	6,285,483	3.09	2.67
12	Al SAFWA Insurance**	1,294,890	2,103,604	66,242	152,355	1,377,507	2,263,352			1,377,507	2,263,352	0.75	0.96
13	Holy Land Insurance	3,110,881	5,211,599			3,293,896	5,288,653			3,293,896	5,288,653	1.79	2.25
14	Arab Life & Accidents Ins.	3,935,120	5,702,671	860,962	694,531	5,010,115	6,658,473	54,437	352,644	5,064,552	7,011,117	2.75	2.98
15	Philadelphia Insurance	1,634,843	3,673,241	478,010	293,480	2,244,031	4,041,155			2,244,031	4,041,155	1.22	1.72
16	MetLife			1,334,448	1,697,648	1,337,230	1,716,705	938,572	641,301	2,275,802	2,358,006	1.24	1.00
17	Jordan International Ins. (Newton)	93,647	183,515	3,218,653	4,622,915	3,805,337	5,211,507	33,402	302,432	3,838,739	5,513,939	2.09	2.34
18	Euro Arab Insurance Group	4,042,550	5,975,793	4,448,191	5,078,532	8,985,346	11,721,564	291,588	655,144	9,276,934	12,376,708	5.04	5.26
19	Islamic Insurance	3,044,381	5,442,712	2,016,651	2,624,117	6,505,855	8,854,364	704,551	1,726,007	7,210,406	10,580,371	3.92	4.49
20	Arab Assurers	3,946,213	6,239,337	699,649	941,646	5,179,627	7,401,735			5,179,627	7,401,735	2.82	3.14
21	Arab Jordanian Ins. Group	4,364,604	5,215,396	2,655,122	2,275,476	7,556,533	7,687,043	67,708	775	7,624,241	7,687,818	4.14	3.27
22	Arab Orient Insurance (gig)	6,423,424	8,606,749	16,188,641	19,823,966	26,118,470	30,273,068			26,118,470	30,273,068	14.20	12.86
23	MEDGULF Insurance	3,781,189	4,624,664	3,393,972	2,907,449	7,590,765	7,630,640			7,590,765	7,630,640	4.13	3.24
24	SOLIDARITY-First Insurance	5,052,068	6,107,754	6,609,878	7,450,740	11,988,030	14,353,624	1,119,866	523,540	13,107,896	14,877,164	7.13	6.32
	Total	80,832,541	117,601,067	72,143,824	82,912,699	170,360,170	217,470,005	13,586,059	17,946,280	183,946,229	235,416,285	100	100

* General Insurances numbers include the Personal Accident Insurance branch.

Motor Underwritten Premiums for 21 Insurance Companies as in 30/6/2020 compared to 30/6/2019 *

JD

NO.	Companies	Compulsory T.P.L /Jordanian Vehicles**		Compulsory T.P.L from Comprehensive		Total Jordanian Vehicles		Compulsory T.P.L Foreign Vehicles		Total Compulsory/T.P.L		Comprehensive (Own Damages)		Total Motors	
		30/6/2020	30/6/2019	30/6/2020	30/6/2019	30/6/2020	30/6/2019	30/6/2020	30/6/2019	30/6/2020	30/6/2019	30/6/2020	30/6/2019	30/6/2020	30/6/2019
1	Jordan Insurance	2,311,362	2,639,936	718,152	776,277	3,029,514	3,416,213	175,039	255,918	3,204,553	3,672,131	3,320,701	3,635,415	6,525,254	7,307,546
2	Middle East Insurance	2,425,944	2,701,691	627,826	662,563	3,053,770	3,364,254	200,419	287,280	3,254,189	3,651,534	1,995,272	2,447,186	5,249,461	6,098,720
3	National Insurance	2,409,192	2,748,146	447,186	548,589	2,856,378	3,296,735	183,948	246,527	3,040,326	3,543,262	1,027,663	1,475,721	4,067,989	5,018,983
4	United Insurance	2,417,414	2,757,413	430,260	508,835	2,847,674	3,266,248	333,351	514,944	3,181,025	3,781,192	1,105,716	1,328,157	4,286,741	5,109,349
5	AL Manara Insurance	2,858,395	2,552,668	513,806	386,745	3,372,201	2,939,413	159,369	250,278	3,531,570	3,189,691	859,400	542,919	4,390,970	3,732,610
6	Arabia Insurance-Jordan	2,323,378	2,784,185	555,582	626,675	2,878,960	3,410,860	338,588	556,682	3,217,548	3,967,542	1,502,452	1,746,898	4,720,000	5,714,440
7	Jerusalem Insurance	2,369,391	2,743,249	587,856	857,875	2,957,247	3,601,124	163,938	254,251	3,121,185	3,855,375	1,558,021	2,049,271	4,679,206	5,904,646
8	AL-Nisr Al-Arabi Insurance ***														
9	Jordan French Insurance	2,683,728	2,342,232	768,367	769,437	3,452,095	3,111,669	34,273	255,994	3,486,368	3,367,663	1,847,800	1,684,996	5,334,168	5,052,659
10	Arab Union International Ins.	2,393,922	2,738,095	441,548	303,808	2,835,470	3,041,903	161,747	280,733	2,997,217	3,322,636	1,130,077	416,231	4,127,294	3,738,867
11	Delta Insurance	2,535,040	2,602,522	406,502	491,982	2,941,542	3,094,504	397,062	481,103	3,338,604	3,575,607	1,283,873	1,443,953	4,622,477	5,019,560
12	Al SAFWA Insurance	1,510,368	1,990,317	154,404	202,644	1,664,772	2,192,961	145,618	177,926	1,810,390	2,370,887	623,087	797,241	2,433,477	3,168,128
13	Holy Land Insurance	2,377,228	2,019,079	2,031,711	2,439,292	4,408,939	4,458,371	170,589	168,170	4,579,528	4,626,541	394,793	259,059	4,974,321	4,885,600
14	Arab Life & Accidents Ins.	2,419,260	2,787,962	570,502	901,328	2,989,762	3,689,290	303,074	489,928	3,292,836	4,179,218	1,424,052	1,932,412	4,716,888	6,111,630
15	Philadelphia Insurance	2,318,812	2,440,184	72,469	118,872	2,391,281	2,559,056	312,831	466,704	2,704,112	3,025,760	155,871	336,046	2,859,983	3,361,806
16	Jordan International Ins. (Newton) ***														
17	Euro Arab Insurance Group	2,599,726	2,831,191	872,027	1,007,778	3,471,753	3,838,969	433,079	547,305	3,904,832	4,386,274	1,688,366	2,027,654	5,593,198	6,413,928
18	Islamic Insurance	2,171,036	2,578,450	447,130	506,928	2,618,166	3,085,378	175,324	281,628	2,793,490	3,367,006	778,155	901,588	3,571,645	4,268,594
19	Arab Assurers	2,495,602	2,778,109	744,417	1,151,487	3,240,019	3,929,596	181,052	228,180	3,421,071	4,157,776	575,124	1,179,344	3,996,195	5,337,120
20	Arab Jordanian Ins. Group	2,367,308	2,701,969	1,010,106	1,155,984	3,377,414	3,857,953	183,591	263,190	3,561,005	4,121,143	1,349,556	1,644,325	4,910,561	5,765,468
21	Arab Orient Insurance gig	2,522,287	2,885,817	1,133,049	1,343,586	3,655,336	4,229,403	334,545	524,630	3,989,881	4,754,033	5,464,746	5,704,408	9,454,627	10,458,441
22	MEDGULF Insurance	2,349,721	2,724,380	553,127	711,353	2,902,848	3,435,733	158,711	278,388	3,061,559	3,714,121	1,296,554	1,879,682	4,358,113	5,593,803
23	SOLIDARITY-First Insurance	3,066,489	2,486,074	1,911,753	2,054,499	4,978,242	4,540,573	407,750	418,705	5,385,992	4,959,278	1,878,333	2,096,099	7,264,325	7,055,377
	Total	50,925,603	54,833,669	14,997,780	17,526,537	65,923,383	72,360,206	4,953,898	7,228,464	70,877,281	79,588,670	31,259,612	35,528,605	102,136,893	115,117,275

* Source: Monthly tables (Production & Claims) of (23) insurance companies.

** The T.P.L Jordanian Vehicles Inculde T.P.L Policies issued by the Unified Bureau and T.P.L Tenders Premiums and Orange Card Policies.

*** Insurance companies revoked voluntary their Motor Insurance license:

1- AL-Nisr Al-Arabi Insurance Co. since 1/1/2012.

2- Jordan International Insurance Co.(Newton) since 14/3/2012.

Motor Paid Claims for 23 Insurance Companies as in 30/6/2020 compared to 30/6/2019 *

JD

NO.	Companies	Compulsory T.P.L /Jordanian Vehicles**		Compulsory T.P.L from Comprehensive		Total Jordanian Vehicles		Compulsory T.P.L Foreign Vehicles		Total Compulsory/T.P.L		Comprehensive (Own Damages)		Total Motors	
		30/6/2020	30/6/2019	30/6/2020	30/6/2019	30/6/2020	30/6/2019	30/6/2020	30/6/2019	30/6/2020	30/6/2019	30/6/2020	30/6/2019	30/6/2020	30/6/2019
1	Jordan Insurance	2,548,364	3,196,470	738,102	1,080,455	3,286,466	4,276,925	77,269	247,266	3,363,735	4,524,191	1,909,109	2,659,416	5,272,844	7,183,607
2	Middle East Insurance	2,518,098	3,311,241	471,856	996,794	2,989,954	4,308,035	144,384	126,782	3,134,338	4,434,817	1,575,819	3,029,105	4,710,157	7,463,922
3	National Insurance	2,609,017	3,365,391	405,427	767,708	3,014,444	4,133,099	78,254	153,544	3,092,698	4,286,643	981,753	2,290,858	4,074,451	6,577,501
4	United Insurance	2,145,325	3,230,572	484,610	665,406	2,629,935	3,895,978	186,242	159,978	2,816,177	4,055,956	713,370	1,337,165	3,529,547	5,393,121
5	AL Manara Insurance	1,269,185	2,015,278	222,876	359,782	1,492,061	2,375,060	54,589	144,531	1,546,650	2,519,591	414,280	793,960	1,960,930	3,313,551
6	Arabia Insurance-Jordan	2,645,412	2,973,999	694,998	1,542,156	3,340,410	4,516,155	88,563	129,555	3,428,973	4,645,710	1,596,351	2,030,220	5,025,324	6,675,930
7	Jerusalem Insurance	2,102,804	3,273,916	1,067,352	1,574,938	3,170,156	4,848,854	156,160	160,800	3,326,316	5,009,654	1,113,759	1,499,791	4,440,075	6,509,445
8	AL-Nisr Al-Arabi Insurance **	1,288	39,834	524	972	1,812	40,806		684	1,812	41,490	480	946	2,292	42,436
9	Jordan French Insurance	2,610,934	4,065,481	517,256	846,947	3,128,190	4,912,428	157,904	183,454	3,286,094	5,095,882	1,020,546	1,394,481	4,306,640	6,490,363
10	Arab Union International Ins.	1,920,370	3,133,499	149,095	438,317	2,069,465	3,571,816	97,240	102,875	2,166,705	3,674,691	694,613	440,141	2,861,318	4,114,832
11	Delta Insurance	2,276,380	3,346,390	444,628	367,867	2,721,008	3,714,257	108,613	181,473	2,829,621	3,895,730	1,095,532	853,594	3,925,153	4,749,324
12	Al SAFWA Insurance	298,552	704,424	188,800	98,887	487,352	803,311	23,679	30,548	511,031	833,859	783,858	1,269,745	1,294,889	2,103,604
13	Holy Land Insurance	823,908	1,320,429	1,951,978	3,169,496	2,775,886	4,489,925	20,878	101,831	2,796,764	4,591,756	314,117	619,843	3,110,881	5,211,599
14	Arab Life & Accidents Ins.	2,102,370	2,717,761	605,589	851,224	2,707,959	3,568,985	98,238	196,389	2,806,197	3,765,374	1,128,923	1,937,297	3,935,120	5,702,671
15	Philadelphia Insurance	1,024,665	2,518,356	558,355	972,050	1,583,020	3,490,406	44,827	126,632	1,627,847	3,617,038	6,996	56,203	1,634,843	3,673,241
16	Jordan International Ins. (Newton)**	85,451	157,867			85,451	157,867			85,451	157,867	8,196	25,648	93,647	183,515
17	Euro Arab Insurance Group	1,900,713	2,962,441	684,829	1,105,310	2,585,542	4,067,751	75,709	213,898	2,661,251	4,281,649	1,381,299	1,694,144	4,042,550	5,975,793
18	Islamic Insurance	2,074,490	3,871,806	288,246	496,144	2,362,736	4,367,950	126,284	202,878	2,489,020	4,570,828	555,361	871,884	3,044,381	5,442,712
19	Arab Assurers	1,707,025	2,275,654	1,242,990	2,128,744	2,950,015	4,404,398			2,950,015	4,404,398	996,198	1,834,939	3,946,213	6,239,337
20	Arab Jordanian Ins. Group	2,050,207	2,925,392	1,031,524	969,445	3,081,731	3,894,837	85,688	152,199	3,167,419	4,047,036	1,197,185	1,168,360	4,364,604	5,215,396
21	Arab Orient Insurance (gig)	2,437,334	3,542,635	1,235,748	1,800,313	3,673,082	5,342,948	146,265	143,593	3,819,347	5,486,541	2,604,077	3,120,208	6,423,424	8,606,749
22	MEDGULF Insurance	2,471,348	2,804,033	411,680	529,896	2,883,028	3,333,929	104,103	103,538	2,987,131	3,437,467	794,058	1,187,197	3,781,189	4,624,664
23	SOLIDARITY-First Insurance	2,120,805	3,228,437	828,143	829,789	2,948,948	4,058,226	108,082	172,103	3,057,030	4,230,329	1,995,038	1,877,425	5,052,068	6,107,754
	Total	41,744,045	60,981,306	14,224,606	21,592,640	55,968,651	82,573,946	1,982,971	3,034,551	57,951,622	85,608,497	22,880,918	31,992,570	80,832,540	117,601,067

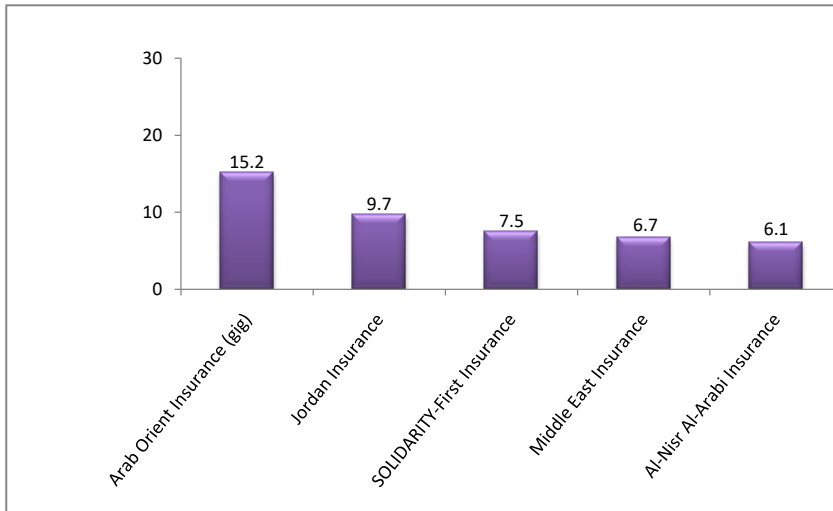
* Source: Monthly tables (Production & Claims) of (23) insurance companies.

** Insurance companies revoked voluntary their Motor Insurance license:

1- AL-Nisr Al-Arabi Insurance Co. since 1/1/2012.

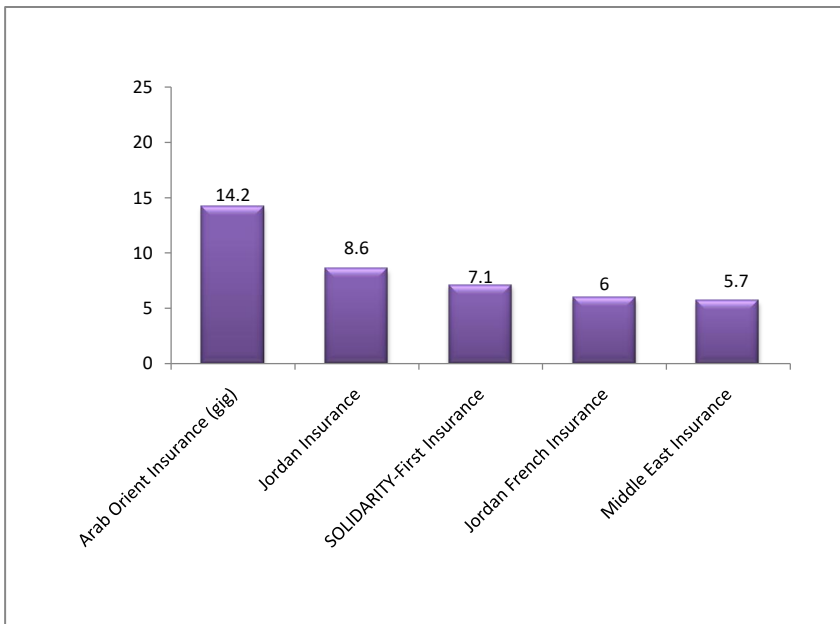
2- Jordan International Insurance Co.(Newton) since 14/3/2012.

The share % of the top five companies in underwritten premiums and paid claims as in 30/6/2020



Million JD

The top five companies' share of underwritten premiums as in 30/6/2020



Million JD

The top five companies' share of paid claims as in 30/6/2020